

# MICHIGAN FATAL FIRE STATISTICS

## 2021

**107** PEOPLE died in **94 FIRES**

**↓ 12%**  
DECREASE  
in **deaths**  
compared to 2020

**↓ 7%**  
DECREASE  
in **fires**  
compared to 2020




**11** MULTI-FATAL FIRES  
resulting in **24** deaths



only **40%** of homes were reported as having **working smoke alarms**



**30%** of victims were reported as disabled



**7%** of victims were reported to be veterans

### REPORTED HOME VALUES

as compared to Michigan's \$150,000 median value



**54%** OF HOMES with fatal fires valued below

**31%** OF HOMES with fatal fires valued above

**15%**

APARTMENTS/  
COMMERCIAL



GENDER

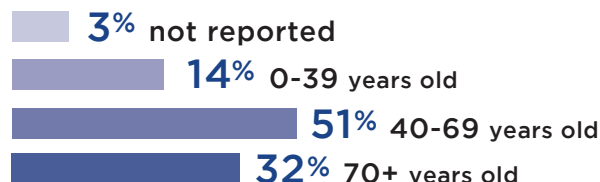


**68%**  
MALE




**32%**  
FEMALE

AGE



TIME



DAYS

Most fatal fires occurred on **Saturday & Sunday**

### TOP 3 FATAL FIRE CAUSES



SMOKING



HEATING



COOKING

*(These reflect only the reported fires.)*

### TOP 3 AREAS OF ORIGIN



LIVING ROOM



BEDROOM



KITCHEN

*(These reflect only the reported fires.)*



Test smoke alarms every month

### SMOKE ALARMS SAVE LIVES!

Put one on **EVERY LEVEL** in **EVERY BEDROOM**



Change batteries **EVERY YEAR OR WHEN IT CHIRPS** and replace every **TEN YEARS**

